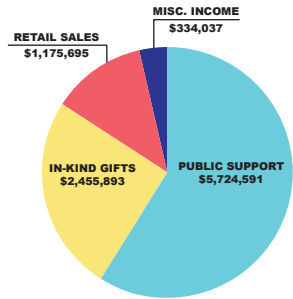


2023 FINANCES

Funding was received through financial gifts, in-kind donations (clothing, food and professional services) and retail sales. **Operating Budget: \$8.6 Million**



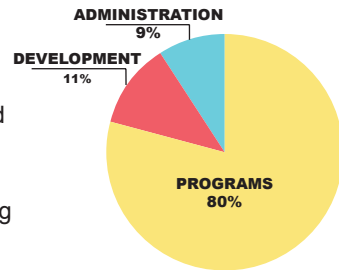
REVENUE

All funds come from individuals, churches and businesses who care for neighbors in need. We receive no government funding.

Revenue excludes investment gains and losses.

EXPENSES

You can be confident that your gifts are used in the most efficient and God-honoring ways. 80% goes directly to programs to help hurting people!



An audited financial statement is available on request.

YOUR 2023 SUPPORT PROVIDED:



780

Lunches Distributed from our Community Outreach Program



6,540

Classes Completed in Works! Center



132,261

Hygiene Items Distributed to Community Guests



3,914

Total Meds Given through Hope Clinic



17,844

Volunteer Hours (450 Active Volunteers)



A MESSAGE FROM CEO

SHERRY PITNEY

Dear Friends,

As we near our 60th anniversary of serving people in deep need, I am honored to share with you Rockford Rescue Mission's Annual Report for Fiscal Year 2023. We believe total accountability honors God, and we also want to honor every individual, church and organization that partners with us. Please review this information, ask us questions ... and celebrate with us that God continues to rescue, recover and restore precious lives here.

I'd like to highlight one element whose eternal importance far exceeds all of the others: spiritual decisions. This is when our residents or guests make the decision to either trust their lives to Jesus Christ for the first time, or to rededicate their lives to Him. In 2023, we saw 151 of these decisions! Through your gracious prayer, giving and volunteering, God continues to meet people in their deepest need—and the impact is eternal. Thank you.

Partners in Hope,

Sherry Pitney



BOARD OF DIRECTORS 2023

Rockford Rescue Mission is governed by a godly and compassionate Board of Directors who understand their responsibility to ensure your contributions are used honorably and with integrity.

Ann Dittmar
Chair
Attorney (Retired)

Ronald Billy, Jr.
Architect: 1919 Architects

David Davitt
Vice Chair
Attorney: Davitt Law Office, PLLC

Tim Clauson
Senior Manager,
Playgrounds: Kids Around
the World

Doug Warren
Treasurer
Trust Officer: Midland
States Bank

Warren Slabaugh
President: Heartwood
Creations, Inc.

Char Remer
Secretary
School Administrator (Retired)

Noel Sterett
Attorney: Dalton & Tomich

David Aldridge
Pastor (Retired)

Stanley Valiulis
President: Sub-Source

COUNCIL OF ELDERS

The Council of Elders provides spiritual counsel and prayer support for the Mission.

Rev. Robert David Aldridge
Presbyterian
Pastor (Retired)

Rev. Mark Hunter
Pastor: Total Faith
Community Church

Rev. Peder Carlson
Presbyterian
Pastor (Retired)

Pastor Lee McClanathan
Pastor (Retired)

Richard Todd
CEO: Todd Transit

Rev. Gordon E. Hanstad
Baptist General
Conference Pastor
(Retired)



Rockford Rescue Mission has achieved accreditation as a member of the **Evangelical Council for Financial Accountability** (ecfa.org). ECFA recognizes Christian nonprofit organizations that faithfully demonstrate compliance with established standards for financial accountability, transparency, fundraising and board governance. The Mission is a certified member in good standing of the **Citygate Network** (citygatetwork.org). We also earned a Four Star rating from **Charity Navigator** (charitynavigator.org), which tracks nonprofits' accountability and transparency.



715 West State St. • P.O. Box 1958 • Rockford, IL 61110-0458
815-965-5332 • rockfordrescuemission.org

ANNUAL REPORT 2023

OCT 2022 - SEPT 2023



rockford rescue mission

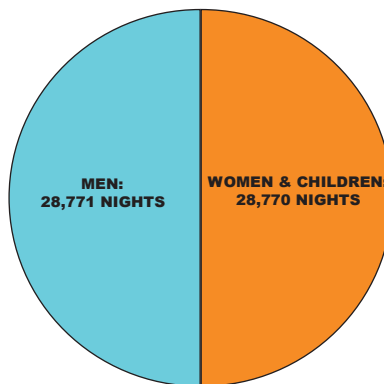
rescue + recover + restore





LODGING

2023 Totals include Crisis Centers and Life Recovery Programs



Total: 57,541 nights = 158 guests/night avg.

That's an average increase of 10 guests per night over 2022.

In 2023 our Crisis Centers served a total of 1,127 men, women & children. This number was nearly even with 2022 (1,133).

MEN'S CRISIS CENTER

2023: 20,185 nights of lodging (avg. 55/night)
551 men served

2022: 17,909 nights of lodging (avg. 49/night)
565 men served

WOMEN'S CRISIS CENTER

2023: 23,902 nights of shelter (avg. 65/night)
427 women, 149 children served

2022: 21,816 nights of shelter (avg. 60/night)
410 women, 158 children served

Rescue + Recover + Restore

Our Christ-centered services and programs minister every day to hungry, homeless and near-homeless people in our community.

LIFE RECOVERY PROGRAM

2023: 70 total residents

Through counseling, case management and biblically based courses, residents were challenged to identify, confront and replace destructive behaviors with transformed living through Christ.

In 2023, our residents received 739 case management sessions, plus individual counseling and comprehensive, biblically based instruction to help them break the bonds of addiction and experience freedom in Christ. Aftercare was also offered to the residents completing the program as a means of establishing ongoing accountability and facilitating continuous victory in recovery.



FOOD SERVICE

2023: 153,295 meals (avg. 420 a day)

2022: 142,617 meals (avg. 391 a day)

That's 10,678 more meals than in 2022. This was only possible through the generosity of our community, which donated 95,297 fresh, frozen and canned food items.

WORKS! CENTER

2023: 747 people participated

2022: 430 people participated

Services included life-skills classes as well as engagement with vocational and educational training opportunities.

In 2023:

- 172 people completed our Back 2 Works! program.
- 23 people completed vocational training.
- 15 people earned food handler's certificates.

Works! Center staff provided 2,998 individual sessions helping people obtain stable housing and jobs.

SECURED EMPLOYMENT

2023: 161 people / **2022:** 123 people

OBTAINED STABLE HOUSING

2023: 476 people / **2022:** 317 people

HOPE CLINIC

In 2023, Mission staff and volunteer professionals touched the lives of 1,052 residents, guests and community members by ministering to their physical needs through 8,157 medical, dental and chiropractic appointments.

That's an average of 157 appointments each week, up almost 50 percent from 105 appointments each week in 2022.

SPIRITUAL DECISIONS

This means decisions to trust Christ for the first time, or to rededicate their lives.

2023: 151 / **2022:** 65

That's a 144 percent increase in 2023! Chapel attendance in 2023 was 16,759 or about 45 people per night.

THRIFT STORE

2023: 19,606 items donated
\$1.17 million in sales

Our Thrift Store at 2710 20th St. serves as a vital social enterprise, accounting for 11.4 percent of the Mission's revenue in 2023. In addition to sustaining our emergency services and recovery programs, the store served as a vocational training outlet for our recovery residents.

TOTAL ITEMS GIVEN

Includes donations from the community for programs, Works! Center and Thrift Store.

2023: 277,489 / **2022:** 235,249